

## **BUCCANEER RANGE REGULATORS**

**January 9, 2010**

### **FIELD ONE**

#### **Stage One**

10 Pistol  
10 Rifle  
4 plus Shotgun

Start at the table at position 1, with your rifle at cowboy port arms, pistols holstered and shotgun staged on table 2.

When ready, say the line “Who ever said a horse is dumb, was dumb”

At the beep, with your rifle, sweep R1, R2, R3, R4 & R5 twice, starting at either end. Take your rifle to table 2 and make it safe on table 2.

Pick up your shotgun and knock down S1 and S2 in any order. Then shoot the popper to release the bird and hit the bird for a 5 second bonus. You must engage the popper and the bird. A miss on the bird is not a miss. Make your shotgun safe on table 2.

Move to position 3 and with pistol #1 sweep R1 to R5 starting at either end and holster. With pistol #2, sweep R1 to R5 starting at either end. Holster your pistol.

Retrieve your long guns and with muzzles up, proceed to the unloading table.

#### **Stage Two**

10 Pistol  
10 Rifle + 1 reload  
2 plus Shotgun

Start at position 1 with your rifle at cowboy port arms, pistols holstered and shotgun staged on table 2.

When ready, say the line “Never slap a man who is chewing tobacco”

At the beep, with your rifle double tap sweep R1 to R5 starting from the left. Reload your rifle with one round from your person and engage BZ. A hit is a 5 second bonus but a miss is a miss. Take your rifle to table 2 and make it safe on table 2.

Pick up your shotgun and knock down S1 and S2. Make your shotgun safe on table 2.

Move to position 3 and with your pistols, double tap sweep R1 to R5 starting from the left. Holster your pistols.

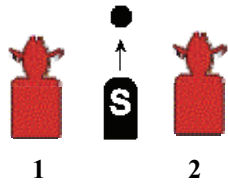
Retrieve your long guns and with muzzles up, proceed to the unloading table.

**BUCANEER RANGE REGULATORS /CAS/ 01/09/10**

**COWBOY FIELD ONE**



**BZ**



**R1**



**R2**



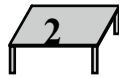
**R3**



**R4**



**R5**



**3**



**1**



**Stage 1**

**Stage 2**

# **BUCCANEER RANGE REGULATORS**

**January 9, 2010**

## **FIELD TWO**

### **Stage Three**

10 Pistol  
10 Rifle  
4 plus Shotgun

Start at table 1 with your rifle staged on table 1, pistols holstered and shotgun staged on the wash tub.

When ready say the line “The cowboy is a patriot”

At the beep, Nevada sweep R1 to R4 and restage your rifle on table 1 and move to table 2.

With pistol #1 Nevada sweep C1 to C3. Holster and repeat with pistol #2. Holster your pistol and move to position 3.

Pick up your shotgun and knock down S1 to S4 in any order.

Retrieve your rifle and with muzzles up, move to the unloading table.

### **Stage Four**

10 Pistol  
10 Rifle  
4 Plus Shotgun

Start at the wash tub with your shotgun at cowboy port arms, your rifle staged on table 1 and pistols holstered.

When ready say the line  
“Cowboys are stronger than 2 red onions”

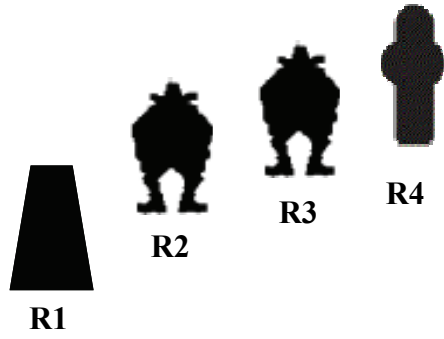
At the beep, with your shotgun, shoot knock down S1 to S4 in any order. Restage your shotgun on the washtub.

Move to table 2 and with pistol #1, engage C1 four times & C2 once. With pistol #2, engage C3 four times and C2 once. Holster your pistols and move to table 1.



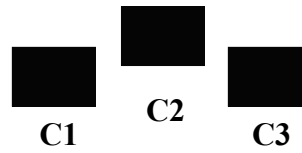
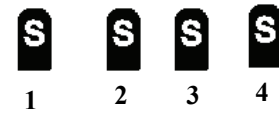
With your rifle, engage the rifle targets R1 four times and R2 once, R4 four times and R3 once.

Retrieve your shotgun and with muzzles up, move to the unloading table.

**BUCANEER RANGE REGULATORS /CAS/ 01/09/10**



**COWBOY FIELD TWO**



# **BUCCANEER RANGE REGULATORS**

**January 9, 2010**

## **FIELD THREE**

### **Stage Five**

10 Pistol  
10 Rifle  
4 Plus Shotgun

Start at table 1 with pistols holstered, the rifle staged on table 1 and the shotgun staged on table 2 and hands on the brim of your hat.

When ready say the line  
“If you ain’t makin’ dust, your eatin’ it”.

At the beep, with your with your rifle, engage R1 to R5 in the following order. (R1, R5, R2, R4, R3) and repeat.

Move to table 2 with your rifle and restage on table 2. With your shotgun knock down S1 & S2 in any order. Move to table 3 with your shotgun and knock down S3 & S4 in any order. Make your shotgun safe on table 3.

Move to position 4 and with pistol #1 engage R1 to R5 in the following order. (R1, R5, R2, R4, R3) Repeat with pistol #2. Holster your pistols, retrieve your long guns and with muzzles up, move to the unloading table.

### **Stage Six**

10 Pistol  
10 Rifle  
2 Plus Shotgun

Start at table 1 pistols holstered, the rifle staged on table 1, the shotgun staged on the table of your choice and hands at your sides.

When ready say the line  
“Choices, choices”



At the beep, with your rifle and pistols, double tap R1 to R5 and knock down any 2 shotgun targets, in any order.

With your pistols holstered, retrieve your long guns and with muzzles up, move to the unloading table.

The order in which you move should always be done with safety in mind and never moving in front of a staged long gun. A stage DQ will be called for an unsafe movement.

**BUCANEER RANGE REGULATORS /CAS/ 01/09/10**

**COWBOY FIELD THREE**



**STAGE 5**  
**STAGE 6**