

BUCCANEER RANGE REGULATORS

July 10, 2010

FIELD ONE

Stage One

10 Pistol
10 Rifle
4 plus Shotgun

Start at Table A, rifle at cowboy port arms, pistols holstered and shotgun staged on the wash tub.

When ready, say the line “Hit ‘em 5 times boys”

At the beep with your rifle place 5 rounds on RP1 and 5 rounds on RP3. Make rifle safe on table A and move to position 1.

With pistol #1 place 5 rounds on P1 and with pistol #2 place 5 rounds on P3. Holster and move to the wash tub.

Pick up your shotgun and knock down S1 to S4 in order starting at S1. Targets must be engaged in order but need not fall in order.

Retrieve your long guns and with muzzles up, proceed to the unloading table.

Stage Two

10 Pistol
10 Rifle
4 plus Shotgun

Start at the wash tub with your rifle staged on table A, pistols holstered and shotgun at cowboy port arms.

When ready, say the line “Let’s see if we can hit ‘em this time”

At the beep, with your shotgun and knock down S1 to S4 in any order. Make your shotgun safe on the wash tub and move to position 1.

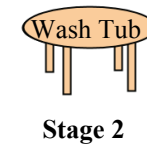
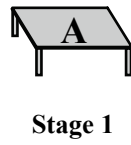
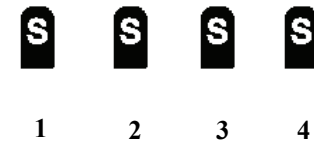
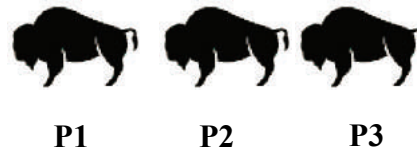
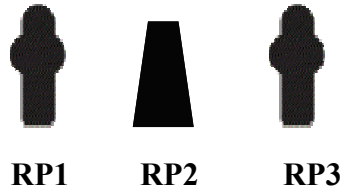
With pistol #1, Nevada sweep P1 to P3 starting on P1. Repeat with pistol #2. Holster your pistols. Move to Table A.

With your rifle Nevada sweep RP1 to RP3 twice starting on RP1.

Retrieve your long guns and with muzzles up, proceed to the unloading table.

BUCANEER RANGE REGULATORS /CAS/ 07/10/10

COWBOY FIELD ONE



BUCCANEER RANGE REGULATORS

July 10, 2010

FIELD TWO

Stage Three

10 Pistol
10 Rifle
2 plus Shotgun

Start at Table A with your rifle at cowboy port arms, your shotgun staged on table B and the pistols holstered.

When ready say the line “Are we in Carolina?”

At the beep, with your rifle Carolina Sweep R1 to R4, starting on R4. Make your rifle safe on Table A and move to Table B.

Pick up your shotgun and knock down S1 & S2 in any order. **Do not shoot the popper.** Make your shotgun safe on table B.

Move to position 1 and with pistol #1, engage C1 to C3 in a Carolina sweep starting on P3. Repeat with pistol #2. Holster your pistols.

Retrieve your long guns and with muzzles up, move to the unloading table.

Stage Four

10 Pistol
10 Rifle
4 Plus Shotgun

Start at position 1 with your rifle on Table A, your shotgun staged on table B and your pistols holstered.

When ready say the line “You gonna pull those pistols or what?”

At the beep, with your pistols engage P1 to P3 in any order. You must engage each target with at least 2 rounds. Holster and move to Table B.

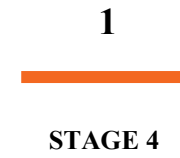
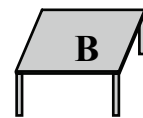
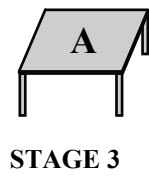

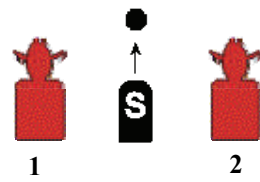

With your shotgun, shoot the popper to release the bird and hit the bird for a 5 second bonus. Then knock down 1 & 2 in any order. You must engage the popper and the bird. A miss on the bird is not a miss. Make your shotgun safe on table B and move to Table A.

With your rifle, engage R1 to R4 in any order. You must engage each target with at least 2 rounds.

Holster and retrieve your long guns and with muzzles up, move to the unloading table.

BUCANEER RANGE REGULATORS /CAS/ 07/10/10

COWBOY FIELD TWO



BUCCANEER RANGE REGULATORS

July 10, 2010

FIELD THREE

Stage Five

10 Pistol
10 Rifle
4 Plus Shotgun

Start at Position 1 with pistols holstered, the rifle staged on table 3 and the shotgun at cowboy port arms.

When ready say the line
“The only good buzzard is a dead buzzard”

At the beep, with your shotgun knock down S1 to S4 in any order. Move to table 2 with your open and empty shotgun and make your shotgun safe on table 2.

With your pistols, double tap sweep P1 to P5 starting at either end. Holster and move to table 3.

With your rifle triple tap sweep R1 to R3 and with your 10th round engage the buzzard for a 10 second bonus.

Retrieve your long guns and with muzzles up, move to the unloading table.

Stage Six

10 Pistol
10 Rifle
4 Plus Shotgun

Start at table 3 in the cowboy surrender position, with pistols holstered, rifle staged on table 3 and your shotgun staged on table 2.

When ready say the line
“Did Charlie Horse start this way?”

At the beep, pick up your rifle and sweep P5, R1, R2, R3 in a Lawrence Welk sweep. (P5,R1,R1,R2,R2,R2,R3,R3,R3,R3)
Restage your rifle on table 1 and move to position 2.

With your pistols, sweep P1 to P4 in a Lawrence Welk Sweep. If you wish, you may engage the Buzzard with your last round for a 10 second bonus. A miss is not a miss. Holster, pick up your shotgun and move to table 1.

With your shotgun and knock down S1 to S4 in order starting with S1.

Retrieve your long guns and with muzzles up, move to the unloading table.

BUCANEER RANGE REGULATORS /CAS/ 07/10/10

COWBOY FIELD THREE




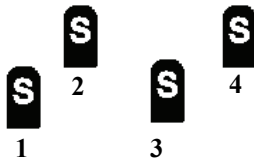
BUZZARD



R1


R2

R3

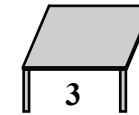


1

STAGE 5



2



3

STAGE 6